


2016 HS Results Race 4

Freshman Girls

<u>Place</u>	<u>Name</u>	<u>Plate</u>	<u>Team</u>	<u>Points</u>	<u>Lap 1</u>	<u>Lap 2</u>	<u>Lap 3</u>	<u>Lap 4</u>	<u>Lap 5</u>	<u>Total</u>
1	 LILY GOWENS	705	Hall - Prima Tappa	500	23:29.9	25:29.0				48:58.9
2	MORGAN HOLT	704	Fannin Comp	490	27:18.5	31:40.9				58:59.4
3	SAIDEE COLLINS	703	Fannin Comp	481	28:20.4	30:56.5				59:16.9
4	EMMA TINSLEY	702	Cherokee HS	472	28:24.1	31:26.3				59:50.4
5	GRACE CLUTTER	708	Independent	464	28:31.6	32:54.5				1:01:26.1
6	TAYLOR POZERYCKI	701	Cherokee HS	456	31:33.4	37:03.0				1:08:36.4
7	KATE MEREDITH	402	Blankets Creek West	448	39:38.6	51:08.1				1:30:46.7


2016 HS Results Race 4

Sophomore Girls

<u>Place</u>	<u>Name</u>	<u>Plate</u>	<u>Team</u>	<u>Points</u>	<u>Lap 1</u>	<u>Lap 2</u>	<u>Lap 3</u>	<u>Lap 4</u>	<u>Lap 5</u>	<u>Total</u>
1	LAURA EDSALL	400	Issaqueena Comp	500	26:58.1	28:27.7				55:25.8
2	MURIEL HANBACK	401	Blankets Creek East	490	26:51.4	30:53.9				57:45.3
3	SHIRIN RASCHID	405	The Galloway School	481	31:17.8	32:13.8				1:03:31.6


2016 HS Results Race 4

JV Girls


<u>Place</u>	<u>Name</u>	<u>Plate</u>	<u>Team</u>	<u>Points</u>	<u>Lap 1</u>	<u>Lap 2</u>	<u>Lap 3</u>	<u>Lap 4</u>	<u>Lap 5</u>	<u>Total</u>
1	 ELLIE HAYES	107	Johnson High School	540	23:21.9	26:47.7				50:09.7
2	KATE TAWES	110	Roswell HS	530	24:49.1	26:03.3				50:52.5
3	SAVADA COLLINS	103	Fannin Comp	521	25:45.8	27:04.4				52:50.2
4	ISABEL FUENTES	105	Hall - Prima Tappa	512	24:49.6	28:00.7				52:50.3
5	JORDAN PRUITT	102	Chestatee HS	504	27:15.5	30:35.6				57:51.1
6	MCKAYLA ROBINSON	100	Blankets Creek East	496	28:11.5	31:24.1				59:35.7
7	SARA SOBA	112	The Galloway School	488	29:17.8	38:17.0				1:07:34.9
8	HANNAH HICKS	109	North CobbChristian	481	31:32.1	36:57.7				1:08:29.9
9	KIRA SMITH	106	Issaqueena Comp	474	33:44.1	38:40.6				1:12:24.8
10	ALONDRA WEDDING	104	Gainesville Comp	467	35:42.6	39:20.7				1:15:03.3

2016 HS Results Race 4

Varsity Girls

<u>Place</u>	<u>Name</u>	<u>Plate</u>	<u>Team</u>	<u>Points</u>	<u>Lap 1</u>	<u>Lap 2</u>	<u>Lap 3</u>	<u>Lap 4</u>	<u>Lap 5</u>	<u>Total</u>
1	 MOLLY HAYES	2	Johnson High School	575	21:35.8	24:06.8	24:25.8			1:10:08.6
2	KATE HOLBROOK	3	Habersham	565	22:36.3	25:22.2	26:04.3			1:14:02.9
3	MINOU FARROKHI	1	The Galloway School	556	24:36.6	27:26.6	26:51.7			1:18:55.1

2016 HS Results Race 4 Freshman Boys

<u>Place</u>	<u>Name</u>	<u>Plate</u>	<u>Team</u>	<u>Points</u>	<u>Lap 1</u>	<u>Lap 2</u>	<u>Lap 3</u>	<u>Lap 4</u>	<u>Lap 5</u>	<u>Total</u>
1	 NICOLAS FEDERICO	848	North Fulton	500	19:38.7	21:12.7				40:51.5
2	JOHN BROWN	810	Athens Area MTB Team	490	20:28.7	21:45.8				42:14.6
3	BRAYDEN PARRISH	858	Sope CreekComposite	481	20:39.2	22:10.4				42:49.6
4	WILLIAM ZIERDEN	859	Sope CreekComposite	472	21:04.7	23:17.0				44:21.8
5	ANDREW MOORE	816	Blankets Creek West	464	21:48.7	22:43.5				44:32.2
6	DEVIN WATTS	837	Habersham	456	21:39.4	22:53.1				44:32.5
7	LANDON GALLOWAY	828	Fannin Comp	448	21:49.7	23:44.1				45:33.9
8	SEAN BRANYON	824	Chestatee HS	441	22:05.1	23:48.9				45:54.1
9	COLLIN CARLSON	819	Cherokee HS	434	22:14.6	24:20.5				46:35.1
10	WARREN SULLIVAN	830	Fannin Comp	427	21:52.2	24:43.6				46:35.8
11	SEAN HATTEN	845	North Dekalb Comp	420	22:15.6	24:21.2				46:36.8
12	BENJAMIN HUGHES	813	Athens Area MTB Team	414	22:21.3	24:28.5				46:49.8
13	JAYDEN RAATJES	838	Hall - Prima Tappa	408	22:19.5	24:30.3				46:49.8
14	AUSTIN BARGE	839	Hall - Prima Tappa	402	22:47.7	24:22.5				47:10.2
15	QUILLEN MARTIN	852	Rabun Composite	396	22:46.9	24:42.6				47:29.6
16	JACKSON KAUFFMANN	803	Allatoona CreekComp	390	23:19.7	24:14.9				47:34.6
17	MICHAEL DREWRY	800	Harrison HS	385	22:45.7	24:50.4				47:36.2
18	EVAN BROWN	834	Grayson Area MBT	380	23:28.8	24:24.0				47:52.8
19	SAM RIX	856	Rome Comp	375	23:05.2	24:48.1				47:53.3
20	GARRETT KAYLOR	827	Fannin Comp	370	22:19.7	25:43.8				48:03.5
21	DEREK LINEBARGER	822	Cherokee HS	365	23:19.9	25:02.6				48:22.5
22	TYLER NICKELSON	808	Allatoona CreekComp	360	23:47.7	24:35.8				48:23.5
23	CHRIS ULINSKI	826	Columbus Composite	356	23:16.2	25:51.4				49:07.6
24	BRICE WILLIS	818	Blankets Creek East	352	23:59.2	25:10.1				49:09.4
25	SAMUEL ANDERSON	836	Habersham	348	23:45.6	26:59.8				50:45.5
26	ALEX PECK	844	Mill Creek HS	344	24:01.5	27:06.9				51:08.4
27	WILL CAPUANO	802	Harrison HS	340	24:43.4	27:21.8				52:05.3
28	TRISTAN GNAGEY	805	Harrison HS	336	26:38.1	27:51.9				54:30.1
29	BLAKE MONTGOMERY	854	Rome Comp	332	25:45.7	29:02.9				54:48.6
30	ASHTON GULLEDGE	823	Cherokee HS	329	26:35.2	28:45.2				55:20.5
31	DRAVIN HUYPCKE	835	Grayson Area MBT	326	27:37.2	27:59.6				55:36.8

* Bonus Points


Results by GICL

2016 HS Results Race 4 Freshman Boys

<u>Place</u>	<u>Name</u>	<u>Plate</u>	<u>Team</u>	<u>Points</u>	<u>Lap 1</u>	<u>Lap 2</u>	<u>Lap 3</u>	<u>Lap 4</u>	<u>Lap 5</u>	<u>Total</u>
32	KALLE WATT	832	Gainesville Comp	323	24:48.7	31:27.6				56:16.3
33	IAN MCRARY	853	Rabun Composite	320	27:57.7	29:15.1				57:12.8
34	JACOB LIBERSAT	825	Columbus Composite	317	24:55.4	32:39.8				57:35.2
35	CALEB JUDSON	833	Grayson Area MBT	314	24:08.4	33:35.7				57:44.1
36	JOSHUA FLINN	864	Allatoona CreekComp	311	28:02.5	29:44.8				57:47.3
37	IAN MANSKER	846	North Dekalb Comp	308	28:34.5	31:26.0				1:00:00.6
38	ADAM ROSE	851	Old Cap Racing Comp	306	29:07.8	30:59.0				1:00:06.8
39	LUKAS CASTAGNER	820	Cherokee HS	304	28:30.2	32:57.4				1:01:27.6
40	CONNOR CLARK	815	Blankets Creek West	302	30:16.2	32:39.3				1:02:55.5
41	KEVIN KELLER	821	Cherokee HS	300	31:02.9	32:45.9				1:03:48.9
42	ELIE GREENE	860	The Galloway School	298	32:12.5	37:34.3				1:09:46.8

2016 HS Results Race 4

Sophomore Boys

<u>Place</u>	<u>Name</u>	<u>Plate</u>	<u>Team</u>	<u>Points</u>	<u>Lap 1</u>	<u>Lap 2</u>	<u>Lap 3</u>	<u>Lap 4</u>	<u>Lap 5</u>	<u>Total</u>
1	 WALKER HEDRICK	521	Athens Area MTB Team	500	19:28.3	20:58.9				40:27.2
2	JAMES STUART	543	North Dekalb Comp	490	19:41.1	21:19.3				41:00.5
3	WILLIAM DAVIDSON	511	Mill Creek HS	481	19:41.6	21:46.2				41:27.8
4	NOAH BARNES	501	Hall - Prima Tappa	472	20:08.5	22:07.9				42:16.4
5	MAX CALDERON	503	Johnson High School	464	20:08.1	22:08.7				42:16.8
6	MASON MUELLER	533	Blankets Creek West	456	20:21.6	22:38.3				42:59.9
7	RIVER KEY	526	Fannin Comp	448	20:20.4	23:51.4				44:11.8
8	TYLER KINSON	527	White County Comp	441	21:41.4	23:08.0				44:49.4
9	JOSH SOPER	542	Chestatee HS	434	21:43.5	23:25.0				45:08.5
10	BEN SOLOMON	541	Pace Academy	427	21:57.2	23:45.9				45:43.2
11	WARREN HOHN	523	Anderson Comp	420	22:05.7	23:55.8				46:01.5
12	CHARLES ROBERT	546	Allatoona CreekComp	414	22:20.2	23:42.2				46:02.4
13	PATRICK HABLAS	519	North Fulton	408	22:34.7	24:06.8				46:41.6
14	THOMAS PATTILLO	535	Johnson High School	402	22:13.1	25:11.1				47:24.2
15	RYAN RESTIFO	538	The Galloway School	396	23:20.5	25:35.7				48:56.2
16	KALIB HUBBARD	524	Athens Area MTB Team	390	23:13.8	25:52.7				49:06.5
17	STEFANO OCHOA	534	Mill Creek HS	385	23:26.2	26:08.5				49:34.8
18	CONNOR MCARDLE	552	North CobbChristian	380	24:08.5	25:28.3				49:36.8
19	ANTONIO DELUCCA	512	Allatoona CreekComp	375	23:25.5	26:12.6				49:38.2
20	CHARLES CURL	509	North CobbChristian	370	24:39.1	25:01.4				49:40.5
21	ETHAN ERICKSON	516	FoothillsComposite	365	23:46.5	26:34.7				50:21.2
22	DANIEL	530	North Fulton	360	24:11.6	26:37.9				50:49.5
23	NIC CORLEY	508	Columbus Composite	356	22:23.4	28:31.3				50:54.8
24	JARRED DEVITO	514	White County Comp	352	24:26.6	26:37.2				51:03.9
25	MICHAEL DEVINCENTIS	513	White County Comp	348	24:40.4	28:55.0				53:35.4
26	JACOB CVETNIC	510	Cherokee HS	344	27:49.5	31:56.5				59:46.1
27	JACK BUEHNER	502	Sope CreekComposite	340	29:00.2	31:54.4				1:00:54.7
28	CONNOR RIELY	539	Columbus Composite	336	26:08.6	35:09.1				1:01:17.8
29	GRAYSON BAKER	500	Gainesville Comp	332	28:39.9	36:08.1				1:04:48.1
30	JONAH CANTRELL	505	Habersham	329	30:34.9	36:10.1				1:06:45.1
31	ANDREW MILLER	532	Roswell HS	326	32:36.4	35:34.8				1:08:11.3

* Bonus Points

Results by GICL


2016 HS Results Race 4

Sophomore Boys

<u>Place</u>	<u>Name</u>	<u>Plate</u>	<u>Team</u>	<u>Points</u>	<u>Lap 1</u>	<u>Lap 2</u>	<u>Lap 3</u>	<u>Lap 4</u>	<u>Lap 5</u>	<u>Total</u>
32	ALEX CARTER	506	North Fulton	323	32:47.8	35:24.5				1:08:12.3
33	AVERY HOEXTER	522	Roswell HS	320	37:50.9	43:41.3				1:21:32.3
34	AVERY GARRETT	518	Habersham	317	38:05.2	43:27.2				1:21:32.4
DNF	HUNTER CARTWRIGHT	507	North Fulton	0	25:11.9	X X X X				25:11.9

2016 HS Results Race 4

JV Boys

<u>Place</u>	<u>Name</u>	<u>Plate</u>	<u>Team</u>	<u>Points</u>	<u>Lap 1</u>	<u>Lap 2</u>	<u>Lap 3</u>	<u>Lap 4</u>	<u>Lap 5</u>	<u>Total</u>
1	 HAYDEN DILLON	307	Blankets Creek East	540	19:57.6	20:18.6	20:46.3			1:01:02.6
2	NICHOLAS ALLEN	314	Grayson Area MBT	530	19:57.2	20:18.3	20:48.9			1:01:04.6
3	JACK WERY	304	Blankets Creek East	521	19:56.1	20:39.8	20:29.6			1:01:05.6
4	JOSHUA DUMFORD	302	Blankets Creek West	512	19:56.6	20:21.1	20:54.1			1:01:11.9
5	WINSTON WILLIAMS	315	Grayson Area MBT	504	19:57.2	21:40.2	21:19.8			1:02:57.2
6	ZACH FUNK	308	Chestatee HS	496	20:21.6	22:54.6	22:50.3			1:06:06.6
7	BAILEY GRIMES	326	Mill Creek HS	488	21:49.2	23:31.5	22:28.7			1:07:49.5
8	RAMESES HOTEPEL	329	Old Cap Racing Comp	481	20:53.5	23:10.7	23:45.8			1:07:50.1
9	THUAN DINH	324	Johnson High School	474	22:13.7	23:13.0	22:43.4			1:08:10.2
10	ETHAN BIGNESS	316	Grayson Area MBT	467	22:05.5	23:12.1	23:24.6			1:08:42.3
11	NICHOLAS SILVA	321	Hall - Prima Tappa	460	21:04.7	23:44.3	24:07.4			1:08:56.5
12	BRIAN WALKER	305	Blankets Creek West	454	23:05.9	23:40.7	23:34.3			1:10:20.9
13	ZACH HINTERNHOFF	342	The Galloway School	448	22:26.7	24:14.5	24:23.3			1:11:04.6
14	CHRIS WEMPNER	317	Grayson Area MBT	442	22:34.7	25:04.9	23:32.6			1:11:12.3
15	ZACHARY BERNSTEIN	335	Sope CreekComposite	436	23:13.6	24:19.1	23:41.8			1:11:14.6
16	BRAXTON WILLIS	306	Blankets Creek East	430	22:44.9	24:25.6	24:06.8			1:11:17.4
17	MAYSON NICHOLS	319	Habersham	425	22:44.7	24:26.0	25:59.7			1:13:10.5
18	LOGAN MCRARY	330	Rabun Composite	420	24:00.1	24:57.1	24:43.0			1:13:40.3
19	DAVIS KAMMERDIENER	301	Allatoona CreekComp	415	22:41.4	25:00.6	26:09.1			1:13:51.3
20	BLAKE ROGERS	313	Gainesville Comp	410	23:11.1	25:52.2	25:36.3			1:14:39.6
21	CODY MOORE	311	Columbus Composite	405	22:26.2	25:30.0	27:14.3			1:15:10.6
22	BLAKE PUNCH	327	North CobbChristian	400	23:52.9	26:12.4	25:29.9			1:15:35.2
23	WILL FOSTER	328	North Fulton	396	22:54.7	25:25.7	27:14.9			1:15:35.4
24	PETER JOHNSON	348	The Galloway School	392	24:15.1	25:28.0	27:52.9			1:17:36.1
25	ISAIAH DEL CAMPBELL	325	Johnson High School	388	23:47.4	28:51.2	27:34.7			1:20:13.4
26	KANNON WHITSON	347	Sope CreekComposite	384	25:24.3	27:15.9	27:37.0			1:20:17.3
27	SHAE FURLONG	331	Roswell HS	380	26:28.6	27:04.6	28:54.0			1:22:27.2
28	PAYTON GILL	323	Independent	376	26:10.1	28:23.3	27:59.8			1:22:33.3
29	JOSH CARPENTER	322	Independent	372	24:55.7	28:53.5	29:51.3			1:23:40.6
30	CARTER BONNELL	310	Columbus Composite	369	26:44.3	29:19.9	30:31.8			1:26:36.1
31	CONNOR BOLTON	300	Harrison HS	366	26:07.2	30:22.2	31:38.4			1:28:07.9

* Bonus Points

Results by GICL


2016 HS Results Race 4

JV Boys

<u>Place</u>	<u>Name</u>	<u>Plate</u>	<u>Team</u>	<u>Points</u>	<u>Lap 1</u>	<u>Lap 2</u>	<u>Lap 3</u>	<u>Lap 4</u>	<u>Lap 5</u>	<u>Total</u>
32	SHANE WILKES	345	White County Comp	363	27:58.5	31:05.4	29:07.4			1:28:11.3

2016 HS Results Race 4

Varsity Boys

<u>Place</u>	<u>Name</u>	<u>Plate</u>	<u>Team</u>	<u>Points</u>	<u>Lap 1</u>	<u>Lap 2</u>	<u>Lap 3</u>	<u>Lap 4</u>	<u>Lap 5</u>	<u>Total</u>
1	 GABRIEL MENDEZ	56	Independent	575	17:17.9	19:04.3	19:42.0	18:45.3		1:14:49.5
2	JACOB SMITH	51	Blankets Creek East	565	18:32.6	19:57.7	20:10.5	20:17.0		1:18:57.8
3	WESLEY HANBACK	52	Blankets Creek East	556	18:57.5	20:54.4	20:51.8	20:26.3		1:21:10.1
4	TRISTIAN CHAFFER	53	Blankets Creek West	547	18:57.2	20:54.7	20:52.6	21:21.5		1:22:06.1
5	DAVIS BRANYON	55	Chestatee HS	539	18:20.2	20:10.5	20:10.4	31:46.4		1:30:27.6
6	MARCO NEWMAN	50	Athens Area MTB Team	531	18:21.3	40:18.1	20:29.2	21:38.1		1:40:46.9